

# Watermark Student Learning & Licensure

Outside Mentors Evaluations

---

Advanced Final Evaluation of Field Placement


BSW/Foundation MSW Final Evaluation of Field Placement

- Both above listed evaluations are filled out by the Mentor as designated
  - There is a rubric attached and they must fill this out
    - There is an area to give feedback
  - A space to give a grade recommendation

# Evaluation Process Step 1

---

When you go into the Activities  
Click on View details  
Click on your assigned student



# Evaluation Process Step 2

When in the assessment

Make sure MENTOR is in the title

Click View Rubric Details

Here you can evaluate, and comment

DO NOT EXIT WITHOUT HITTING SAVE & CLOSE AND


ALSO HIT SAVE WHEN YOU ARE OUT

Hit SUBMIT when it is ALL completed

Mentor feedback and recommended grade are below the rubric on the right side

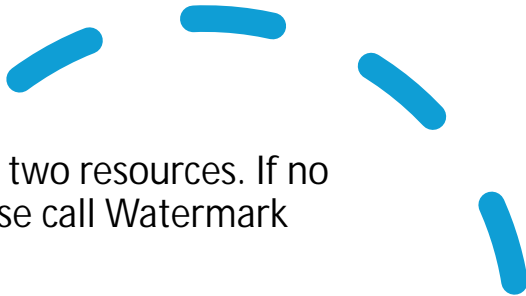


The screenshot shows a web interface for an assessment. At the top, there is a navigation bar with a 'Previous' button. Below this, a purple header bar contains the text 'Assessment Report'. The main content area is titled 'Advanced Final Evaluation for Field Placement' and includes a section for 'Assessment & Scoring'. A yellow circle highlights a button labeled 'View Rubric Details' in the top right corner of the main content area. An arrow points from the text 'Hit SUBMIT when it is ALL completed' to this button. The interface also displays instructions for rating and a list of performance levels (5, 4, 3, 2, 1) with corresponding descriptions.





# SUPPORT



If you have any issues with the system, there are two resources. If no one is available or it is after business hours, please call Watermark support listed below.

The number is 1-800-311-5656  
Option 1 for Student Learning and Licensure  
Option 2 for Faculty, Staff or Cooperating Mentor

If it is during business hours, you can contact me, and we can set up a zoom if necessary.